

# LIGHTWEIGHT ELECTRIC SLAB SCISSOR LIFT S3215L

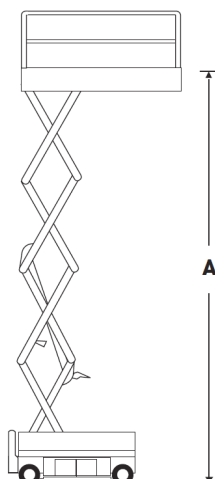
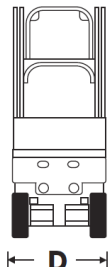
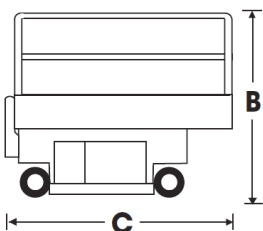
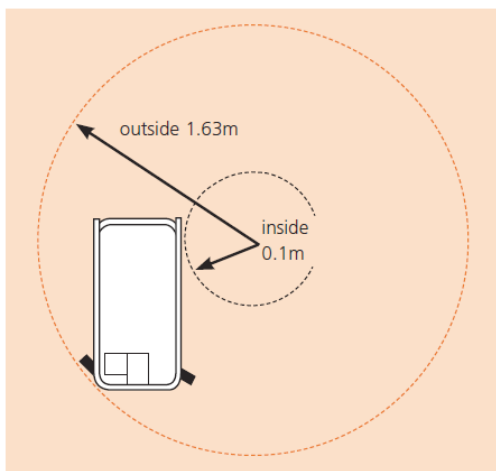
DIMENSIONS	S3215L
Max. working height	6.6m
Max. platform height (A)	4.6m
Platform size	0.68m x 1.9m
Overall length (C) (with step)	2.1m
Overall length (with step removed)	2.0m
Overall width (D)	0.81m
Stowed height (B)	1.9m
Ground clearance (stowed)	63mm
Ground clearance (elevated)	19mm

PERFORMANCE	
Platform capacity (SWL)	305kg
Max. wind speed	12.5m/s
Max. drive height	4.6m
Max. drive speed (stowed)	3.2km/h
Max. drive speed (elevated)	0.6km/h
Raise/lower time	20/38 sec
Gradeability	25%
Inside turning radius	0.1m
Outside turning radius	1.63m
Tyres	12 x 4 non-marking solid rubber
Controls	proportional
Drive system	2 wheel drive

POWER	
Power source	24V DC battery electric
Charger	90 - 240V, 25amp

WEIGHT	
Weight	955kg
Floor load at max. capacity	951.9kg/m <sup>2</sup>

## TURNING RADIUS



## STANDARD FEATURES

- Aluminium platform
- Non-marking tyres
- Swing-out service trays
- Saloon-door style entry gates
- Descent alarm
- All motion alarm
- 2 persons indoor
- 1 person outdoor
- Proportional controls, including descent
- Power line to platform
- Loading control pendant
- Hour meter & on-board diagnostics display
- Integrated battery charger
- Battery condition indicator
- Flashing amber light
- Crane & forklift points
- Dual lanyard attachments points
- Scissor stack roller slide plates (set of 2)
- 2 year parts & labour, 5 year structural warranty
- CE approved

## OPTIONS

- Special paint colours
- Snorkel Guard™ secondary guarding system
- Airline to platform
- Aircraft bumpguard package
- Environmental hydraulic oil
- Inverter